








Inductive Sensor-Strips  
**80 - 500 mm**  
Sensor Length



Monitoring of conveyor belts and can lines









AC - DC - PNP - NPN - n.c. - n.o. - Teach-in - Jam - Velocity - Direction

Length [mm]	80	100	150	
Sensing distance $S_n$ [mm]	30	30	30	
Measuring plate [mm]	80 x 50	100 x 50	150 x 50	
				
Dimension [mm]	80 x 35 x 35	100 x 35 x 35	150 x 35 x 35	
Housing material	PVC	PVC	PVC	
Protection class	IP 67	IP 67	IP 67	
Type	<b>IKU 008</b>	<b>IKU 011</b>	<b>IKU 015</b>	
L - Version**	yes	yes	yes	
Remarks				

Length [mm]	200	300	500	
Sensing distance $S_n$ [mm]	30	30	30	
Measuring plate [mm]	200 x 50	300 x 50	500 x 50	
				
Dimension [mm]	200 x 35 x 35	300 x 35 x 35	500 x 35 x 35	
Housing material	PVC	PVC	PVC	
Protection class	IP 67	IP 67	IP 67	
Type	<b>IKU 021</b>	<b>IKU 031</b>	<b>IKU 051</b>	
L - Version**	yes	yes	yes	
Remarks				

The sensing distance stated above describes the axial approximation of a square steel plate with a complete covering of the sensor surface. (e.g.: sensing distance  $S_n$  = 30 mm relates to a steel plate with side lengths of 150 x 50 mm at IKU 015). Smaller metal object reduces the maximum attainable sensing distance.

\*\* see type code

		slim design		jam, velocity, direction	
	<b>100</b>	<b>100</b>	<b>100</b>	<b>200</b>	
	20	20	20	15	
	100 x 50	100 x 50	100 x 50	45 x 45	
					
	100 x 21 x 60	100 x 16 x 60	100 x 16 x 60	200 x 35 x 35	
	PBT	PBT	PBT	PVC	
	IP 67	IP 67	IP 67	IP 67	
	<b>IKU 010</b>	<b>IKUS 010</b>	<b>IKUS 010</b>	<b>IKU 022</b>	
	no	no	no	no	
Two separate evaluateable response zones of different lengths					
		row installation without offset oscillation frequency version		alternative mounting	
	<b>200</b>	<b>300</b>	<b>300</b>	<b>300</b>	
	15	15	15	30	
	45 x 45	45 x 45	45 x 45	300 x 50	
					
	200 x 35 x 35	300 x 35 x 35	300 x 35 x 35	300 x 35 x 35	
	PVC	PVC	PVC	PVC	
	IP 67	IP 67	IP 67	IP 67	
	<b>IKU 023</b>	<b>IKU 032</b>	<b>IKU 032</b>	<b>IKUD 031</b>	
	no	no	no	no	

mounting holes with 4,2 mm diameter

The attainable sensing distance depends on the material of the metal object and can be calculated using the correction factor: **max. possible sensing distance = sensing distance x correction factor**

material	metal foil	steel	stainless steel	brass	aluminium	copper	nickel	cast iron
correction factor	1,2	1	0,5 ... 0,8	0,45	0,4	0,3	0,7	0,93 ... 1,05

# Inductive sensor strips

## General information

Inductive sensor strips detect metal objects on conveyor belts or can lines without contact. A variety of housings and lengths allow the integration in different applications. The comfortable setting with teach-in allows an easy installation and enables safe operation even under demanding conditions. Besides, the optimal solution for every application can be achieved by customizing the existing articles.



- contactless detection of metal objects
- for can lines, conveyor belts and roller ways
- jam- or direction monitoring
- monitoring of velocity
- unaffected by contamination
- different sensor lengths
- one or more response zones
- different switching outputs
- short circuit protection and polarity protection

### Type code

	<input type="text"/>	<input type="text"/>	<input type="text"/>	<input type="text"/>	<input type="text"/>	<input type="text"/>	<input type="text"/>	<input type="text"/>	<input type="text"/>
Type (see table previous page)	e.g. IKU 015								
Proxi-Teach*		T							
20 - 260 V AC/DC			0						
10 - 30 V DC			2						
NPN - normally closed				0					
NPN - normally open				1					
2-wire normally closed AC/DC				4					
2-wire normally open AC/DC				5					
PNP normally open + normally closed antivalent				8					
Short circuit protection					G				
Plug M12x1 DC						S4			
Plug 7/8" – 16 UN (IP68)						S5			
Plug M12x1 AC						S27			
L-Version**							L		
Offset oscillation frequency for row installation								F	
Customer specific version									SA

\* Proximity switches with Proxi-Teach™ recognise the existing installation conditions after one key is pressed and adjust the operating distance optimally. This enables safety operation under non-standard installation conditions. The effort upon startup is minimized.

\*\*In the L-Version the plug, LED and the control elements are positioned on the front side. This makes it possible, to make the settings even if the sensor back is hard to access.